

Raport tehnic: Iunie 2023

Rezultate publicații științifice SCOPUS

Iunie 2023

Scopul: Evaluarea vizibilității științifice a Universității pe Platforma SCOPUS

Apariție: Lunar

Sursa de documentare: Date prelucrate din Platforma SCOPUS

Rezultate înregistrate în baza de date SCOPUS, criterii de căutare după „Affiliations”, Universitatea „Dunărea de Jos” din Galați

Întocmit: Compartiment CDI

Table 1. General results of UDJG publications on SCOPUS (1973 - 2023)

1.	Total publications UDJG	5.948
1.1	• Published	5.937
1.2	• Article in Press	11
2.	• Authors (total)	1.728

(Source: www.scopus.com 30.06.2023)

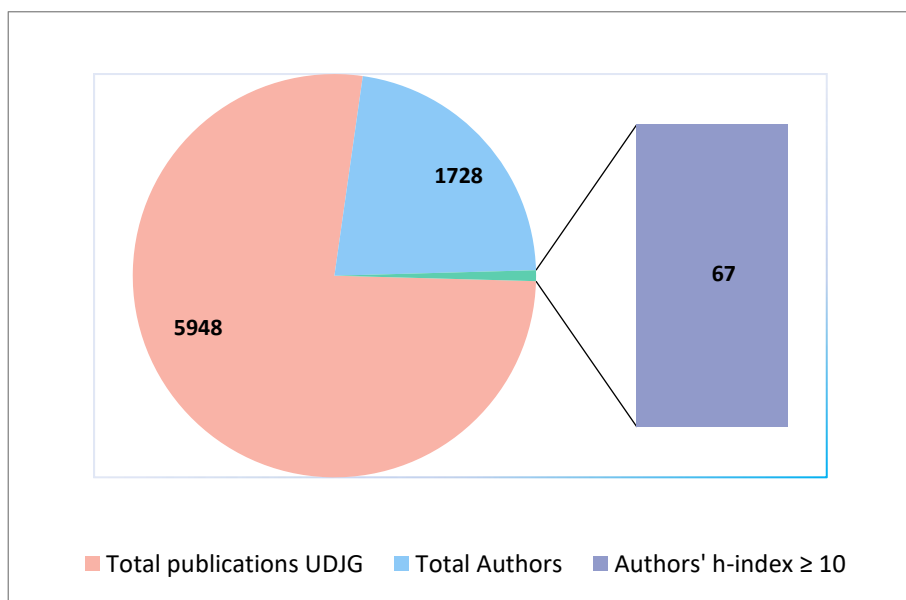


Fig. 1.1 General results of UDJG publications on SCOPUS

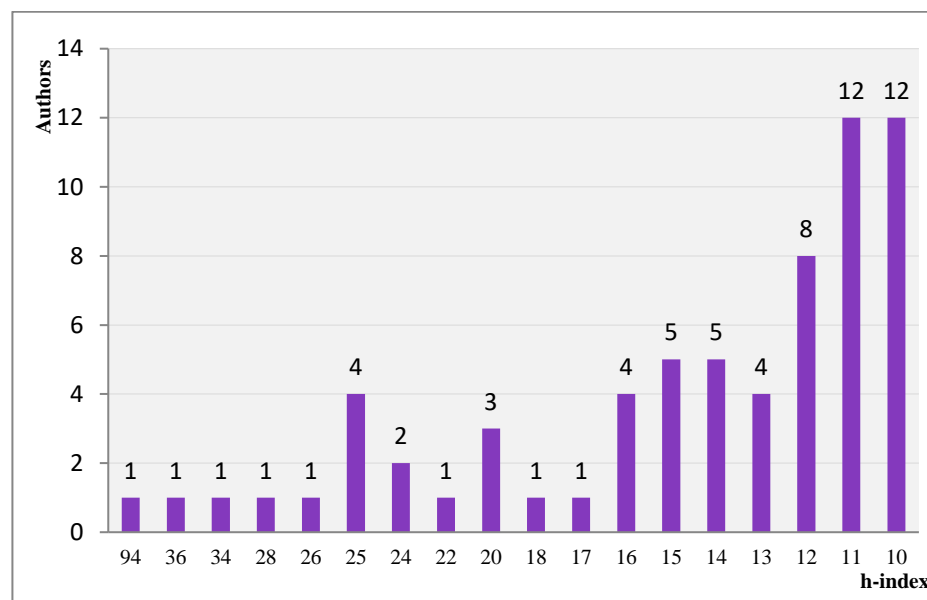


Fig. 1.2 Distribution of SCOPUS Authors (according to h-index, June 2023)

(Source: www.scopus.com 30.06.2023)

Table 2. Publications by Access type

1.	Total publications	01.01.2023-30.06.2023
1.1	• Open Access	184
1.2	• Others	43

(Source: www.scopus.com 30.06.2023)

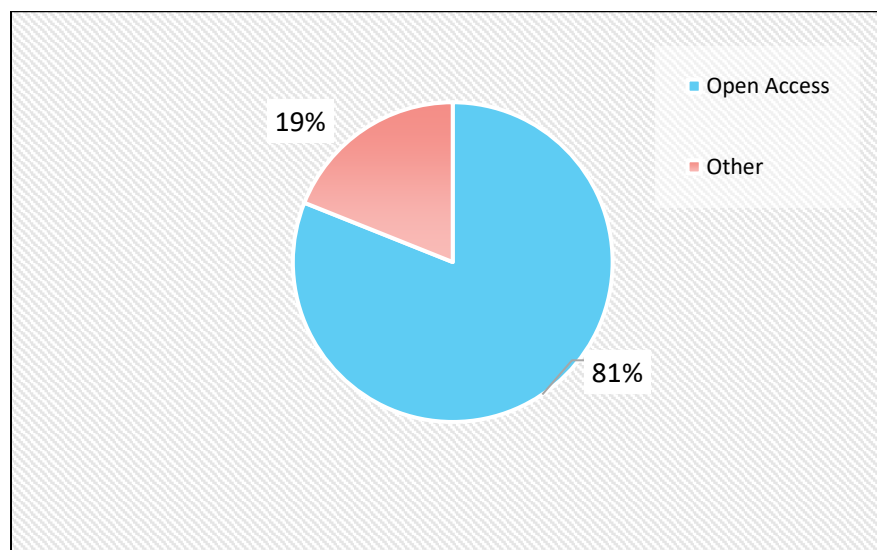


Fig. 2.1 Publications by access type, 2023
 (Source: www.scopus.com 30.06.2023)

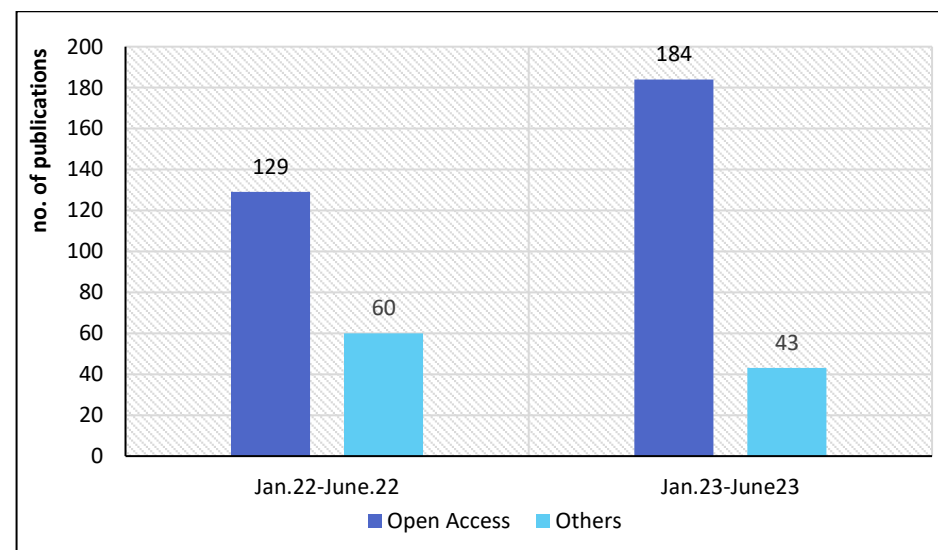


Fig. 2.2 Publications by access Jan.-June, 2022 vs. 2023
 (Source: www.scopus.com 30.06.2023)

Table 3. Articles by access

Total articles	01.01.2023-30.06.2023
• Open Access	167
• Others	32

(Source: www.scopus.com 30.06.2023)

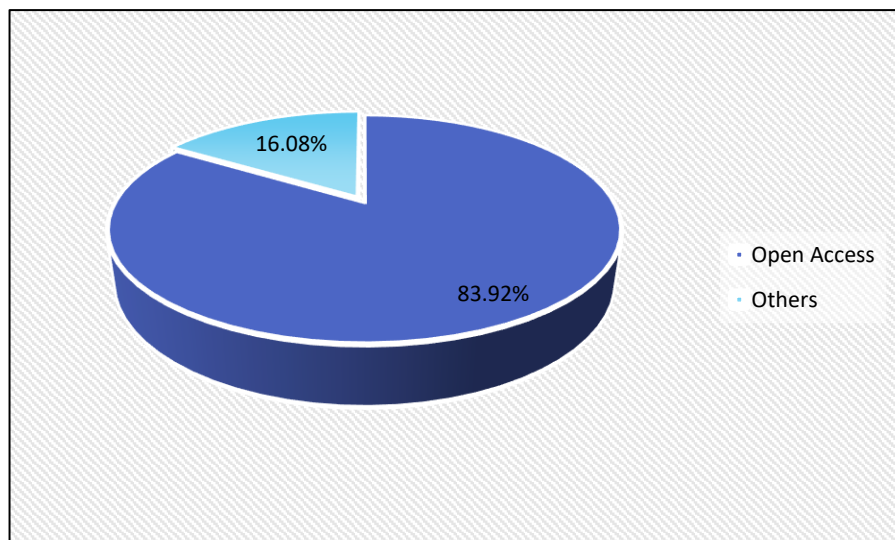


Fig. 3.1 Articles by access (%), 2023

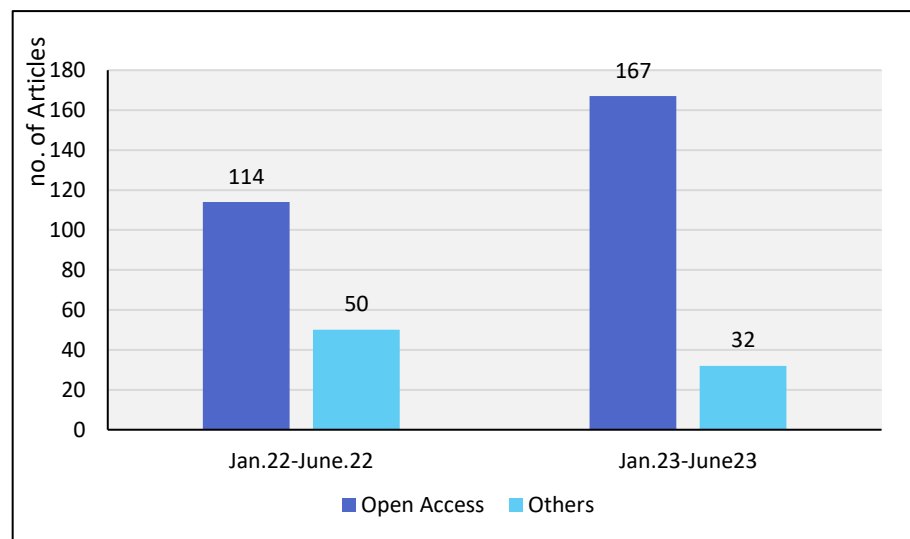


Fig. 3.2 Articles by access Jan.-June, 2022 vs. 2023

(Source: www.scopus.com 30.06.2023)

Table 4. Documents by type

No.	Documents by type	01.01.2023-30.06.2023
1.	Article	199
2.	Review	16
3.	Conference paper	9
4.	Letter	0
5.	Erratum	1
	Other	2
6.	TOTAL	227

(Source: www.scopus.com 30.06.2023)

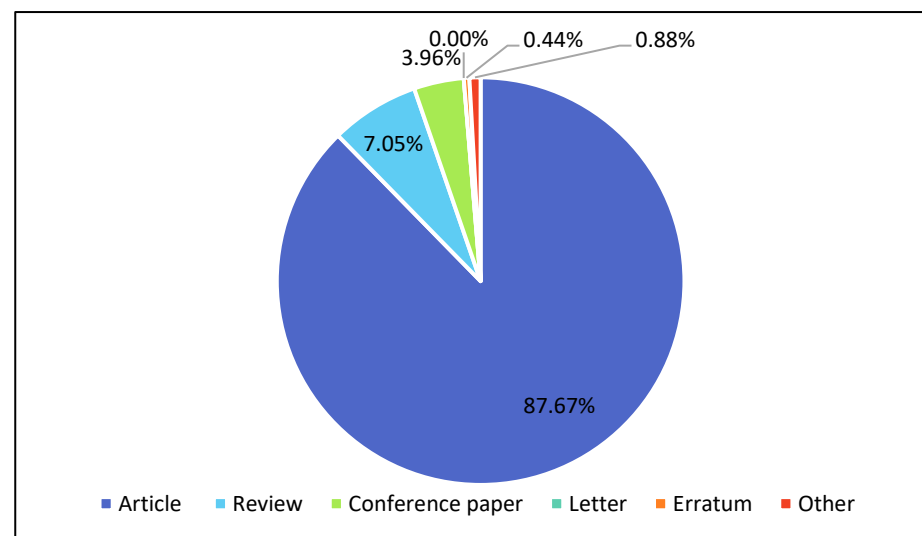


Fig. 4.1 Documents (by type), 2023

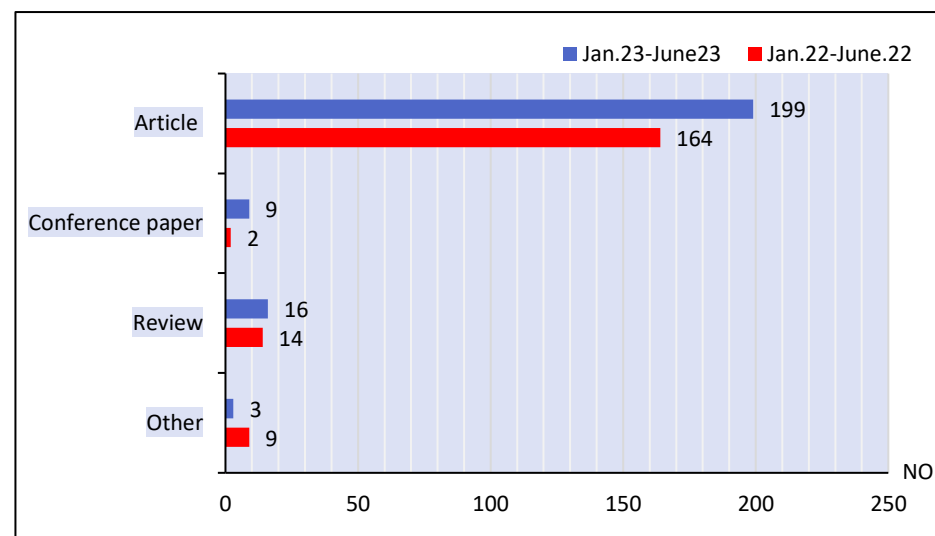


Fig. 4.2 Distribution on Document Types, Jan.-June 2022 vs. 2023

(Source: www.scopus.com 30.06.2023)

Table 5. Cited by publications type

No.	Results	01.01.2023-30.06.2023
1.	Article	150
2.	Review	7
3.	Conference paper	0
4.	Letter	0
5.	Erratum	0
6.	Note	1
7.	TOTAL	158

Table 6. Cited by access type

No.	Results		01.01.2023-30.06.2023
1.	Open access	Publications	184
		Cited by	104
2.	Other	Publications	43
		Cited by	54
	TOTAL	Publications	227
		Cited by	158

(Source: www.scopus.com 30.06.2023)

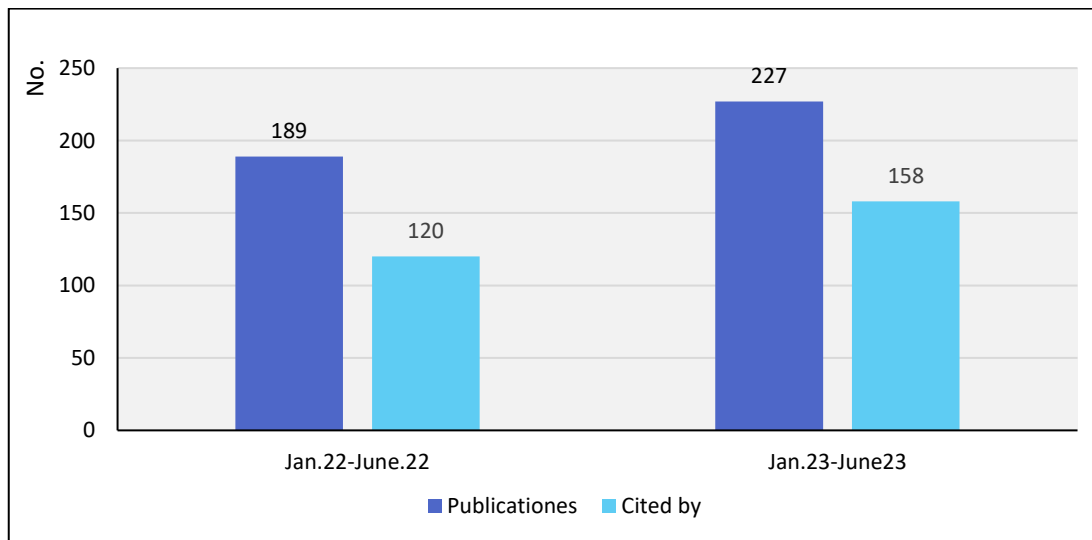


Fig. 5.1 Publications and citations, Jan.-June 2022 vs. 2023

(Source: www.scopus.com 30.06.2023)

Table 7. Documents by Source Title (source no. publications >1, June 2023)

Nr. crt.	Source Title	No. of publications 01.01.2023- 30.06.2023
1.	Medicina Lithuania	9
2.	Diagnostics	7
3.	Applied Sciences Switzerland	6
4.	Electronics Switzerland	6
5.	International Journal Of Molecular Sciences	6
6.	Inventions	6
7.	Lecture Notes In Networks And Systems	6
8.	Mathematics	6
9.	Frontiers In Environmental Science	5
10.	Heliyon	5
11.	Journal Of Marine Science And Engineering	5
12.	Molecules	5
13.	Open Chemistry	5
14.	Sustainability Switzerland	5
15.	Life	4
16.	Plants	4
17.	Universe	4
18.	International Journal Of Environmental Research And Public Health	3
19.	Materials	3
20.	Physics Letters Section A General Atomic And Solid State Physics	3
21.	Polymers	3
22.	Symmetry	3
23.	Agriculture Switzerland	2
24.	Atmosphere	2

25.	Biomedicines	2
26.	Children	2
27.	Coatings	2
28.	Economic Research Ekonomska Istrazivanja	2
29.	Environmental Science And Pollution Research	2
30.	Farmacia	2
31.	Fishes	2
32.	Foods	2
33.	Frontiers In Public Health	2
34.	Healthcare Switzerland	2
35.	International Journal Of Entrepreneurial Behaviour And Research	2
36.	Journal Of Business Research	2
37.	Journal Of Environmental Management	2
38.	Journal Of Nonlinear Optical Physics And Materials	2
39.	Journal Of Personalized Medicine	2
40.	Mechanisms And Machine Science	2
41.	Minerals	2
42.	Nanomaterials	2
43.	Nature Food	2
44.	Nonlinear Dynamics	2
45.	Nutrients	2
46.	Proceedings Of The Estonian Academy Of Sciences	2
47.	Romanian Agricultural Research	2
48.	Science Of The Total Environment	2
49.	Wseas Transactions On Systems	2

(Source: www.scopus.com 30.06.2023)

Table 8. Documents by Subject area

Nr. crt.	Subject area	01.01.2023-30.06.2023
1.	Engineering	57
2.	Computer Science	43
3.	Biochemistry, Genetics and Molecular Biology	38
4.	Medicine	38
5.	Environmental Science	34
6.	Materials Science	34
7.	Physics and Astronomy	32
8.	Agricultural and Biological Sciences	27
9.	Chemistry	27
10.	Chemical Engineering	18
11.	Mathematics	14
12.	Pharmacology, Toxicology and Pharmaceutics	10
13.	Social Sciences	10
14.	Immunology and Microbiology	9
15.	Business, Management and Accounting	8
16.	Energy	8
17.	Earth and Planetary Sciences	7
18.	Health Professions	7
19.	Multidisciplinary	7
20.	Nursing	5
21.	Economics, Econometrics and Finance	4
22.	Psychology	2
23.	Arts and Humanities	1
24.	Neuroscience	1

(Source: www.scopus.com 30.06.2023)

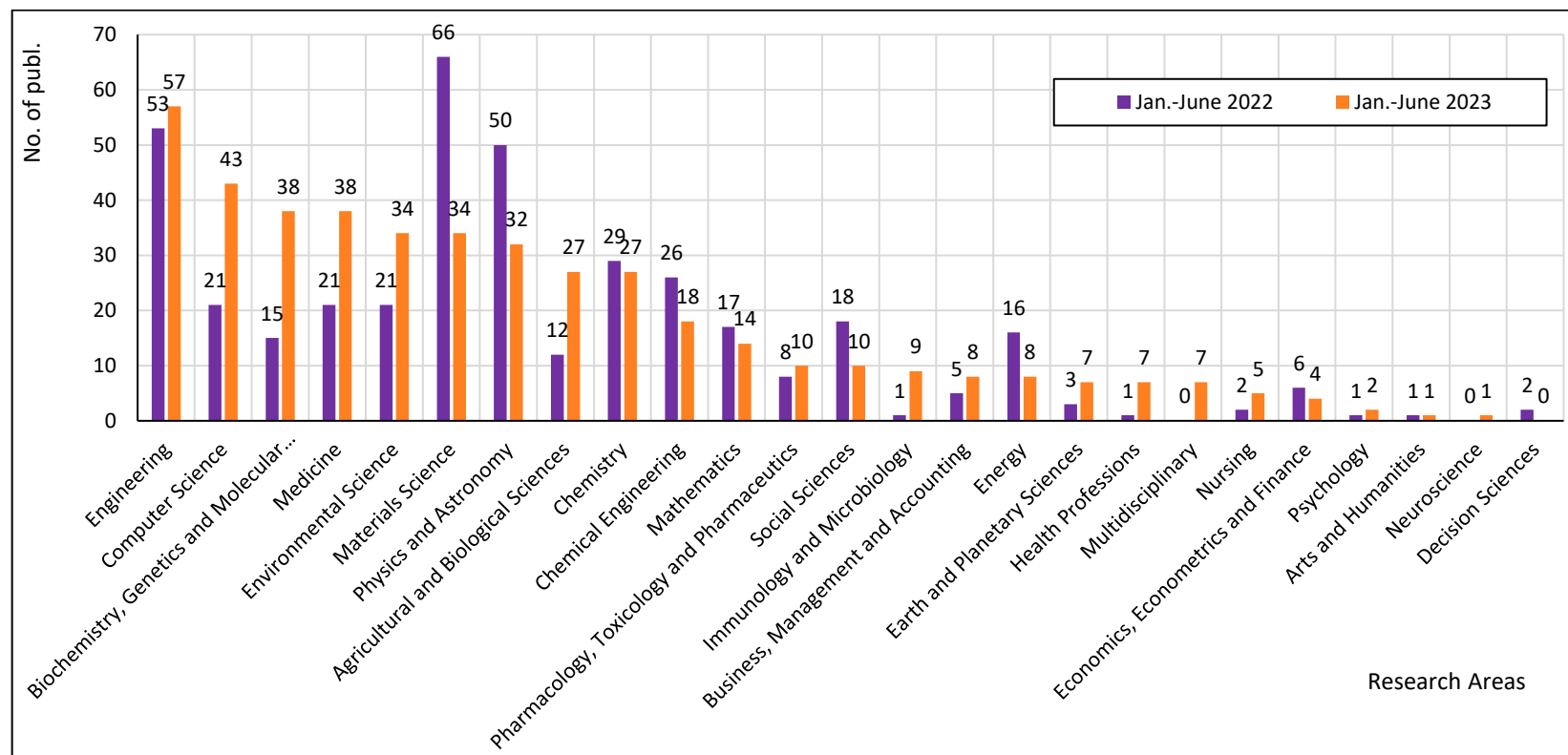


Fig. 8.1 Publications by Research Areas, Jan.-June, 2022 vs. 2023

(Source: www.scopus.com 30.06.2023)